




Precise, Robust, Open



An industrial-grade desktop 3D printer  
available for students to understand and overcome  
the new challenges of Manufacturing.



## **Duplication Mode**



Use both extruders in synchronized printing, doubling production capabilities.

A 3D printer with a black frame and silver extruders is shown from a top-down perspective. A red filament is being fed into the extruder on the right. The printer is printing a red, textured shoe sole on a dark grey platform. The sole has a complex, porous pattern. The background is dark and out of focus.

**IDEX**

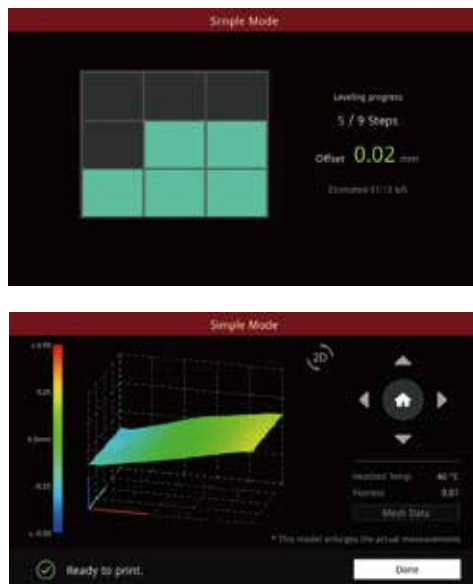
Independent Dual Extruders

## **Mirror Mode**

Produce 3D models and their inverse simultaneously,  
increasing productivity in industries like Footwear.


# Auto Bed Leveling

Automatic leveling guarantees quality prints on a solid foundation, reducing the need for rafts and contributing to effortless post-processing.



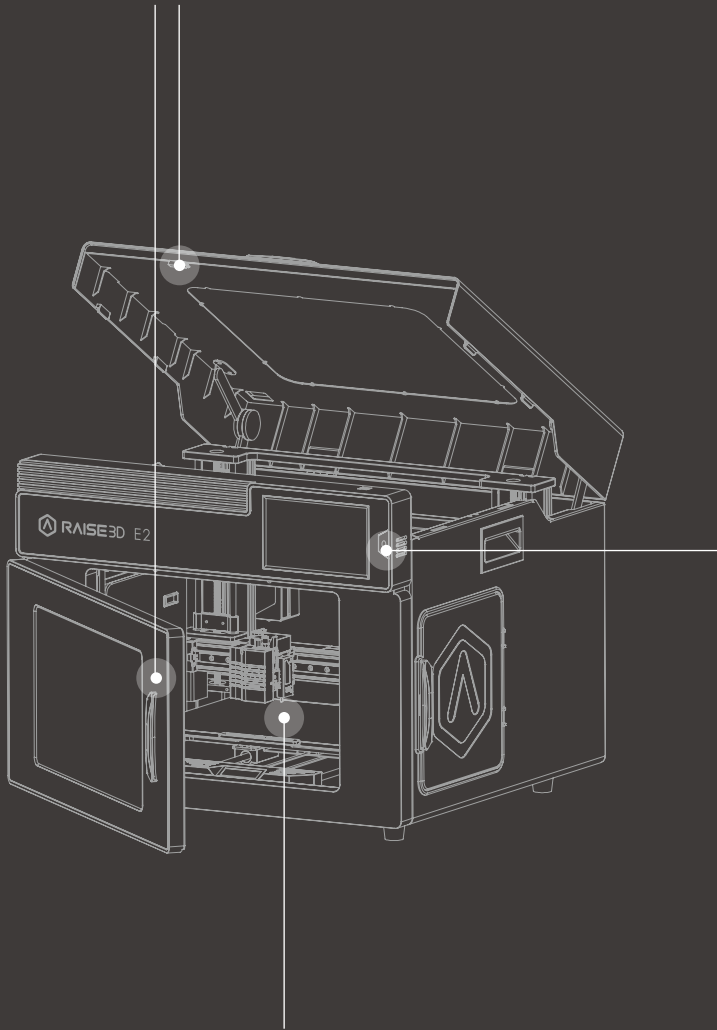
# Assisted Offset Calibration

Easily remove prints from the flexible build plate, with proven durability over 5,000 prints.



## Safety Mode

Opening a door is detected automatically, immediately pausing the print, keeping users safe and ensuring prints aren't accidentally damaged.



## Power Saving Button

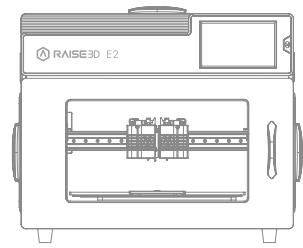
Turn off the RaiseTouch and LED lights to save energy and still print through the night continuously.

## Flexible Build Plate

Easily remove prints from the flexible build plate, with proven durability over 5,000 prints.



# Technical Specifications



ITEM	E2	
CONSTRUCTION	Build Volume (W×D×H)	
	Single Extruder Print	Dual Extruder Print
	13×9.4×9.4 inch / 330×240×240 mm	11.6×9.4×9.4 inch / 295×240×240 mm
	Machine Size (W×D×H)	
	23.9×23.5×18.3 inch / 607×596×465 mm	
ELECTRICAL	Power Supply Input	100-240 V AC, 50/60 Hz 230 V @ 2 A
	Power Supply Output	24 V DC, 350 W
PRINTER	Print Technology	FFF
	Motion System	Independent Dual Extruders
	Filament Diameter	1.75 mm
	XYZ Step Size	0.78125, 0.78125, 0.15625 micron
	Print Head Travel Speed	30 - 150 mm/s
	Build Plate	Flexible Steel Plate with Buildtak
	Max Build Plate Temperature	110 °C
	Heated Bed Material	Silicone
	Build Plate Leveling	Mesh-leveling with Flatness Detection
	Supported Materials	PLA/ ABS/ HIPS/ PC/ TPU/ TPE/ NYLON/ PETG/ ASA/ PP/ PVA/ Glass Fiber Infused/ Carbon Fiber Infused/ Metal Fill/ Wood Fill
	Nozzle Diameter	0.4 mm (Default), 0.2/ 0.6/ 0.8/ 1.0 mm (Available)
	Hotend	V3P (V3 hotend with PTFE version)
	Max Nozzle Temperature	300 °C
	Connectivity	Wi-Fi, LAN, USB port, Live camera
	Noise Emission (Acoustic)	< 50 dB(A) when building
	Operating Ambient Temperature	15 - 30 °C, 10 - 90% RH non-condensing
	Storage Temperature	-25 °C to +55 °C, 10 - 90% RH non-condensing
	Technical Certifications	CB, CE, FCC, RoHS
SOFTWARE	Slicing Software	ideaMaker
	Supported File Types	STL/ OBJ/ 3MF
	Supported OS	WINDOWS/ macOS/ LINUX
	Machine Code Type	GCODE
PRINTER CONTROLLER	User Interface	7-inch Touch Screen
	Network	Wi-Fi, Ethernet
	Resume Print after Power Outage	Firmware recording, no need for battery installation. Protection from any condition.
	Screen Resolution	1024*600
	Motion Controller	ATM Cortex M7.400MHZ FPU
	Logic Controller	NXP ARM Cortex-A9 Quad 1 GHz1GB
	Memory	1 GB
	Onboard Flash	8 GB
	OS	Embedded Linux
	Ports	USB 2.0*2, Ethernet*1



# E2<sup>in</sup> Education

Raise3D makes its new industrial-grade 3D printer available to Education.



With improved usability and safety features, the E2 can help all students unleash their innovative mindsets.

The access to the highest standards in FFF technology can further benefit technical students who can explore the E2 to understand and learn how to overcome the new challenges of Manufacturing.





Website: [www.raise3d.com](http://www.raise3d.com)

Sales: [sales@raise3d.com](mailto:sales@raise3d.com)

Technical Support: [support.raise3d.com](mailto:support.raise3d.com)

Join Us: [hr@raise3d.com](mailto:hr@raise3d.com)

News Release: [press@raise3d.com](mailto:press@raise3d.com)

Any Other Inquiry: [inquiry@raise3d.com](mailto:inquiry@raise3d.com)

US Office

43 Tesla, Irvine, CA 92618  
888 963 9028

Netherlands Office

Stationsplein 45 Unit A4.004, Rotterdam 3013AK

China Office

Floor 4 B5, 1688 North Guoquan Road, Yangpu District Shanghai 200438  
400 6367 888